

FAN COIL INDUSTRIES




FCS Sandwich Panel Unit




**FAN COIL INDUSTRIES**  
EXCELLENCE IN AIR



*Unit Casing*



*Coils & Condensate Tray*



The NO SWEAT Air Handling unit is constructed to comply with AS3666 Microbial Control. Designed and built to withstand the harshest of tropical conditions. There is no direct heat transfer from inside to out and thermal (cold) tracking is not possible. Units comply with all relevant Australian Standards. Airflow capacities from 1,000l/s to 40,000l/s.

## **UNIT CONSTRUCTION**

---

### **CASING**

**PANEL** - 50mm expanded polystyrene is sandwiched between 2 layers 0.6mm colourbond CPR AS2728 CAT.3 pre-painted steel. The expanded polystyrene is impregnated with fire retardant and is manufactured to AS 1366 part 3-1992. Due to the 2 layers of metal casing, units provide an excellent barrier against break out noise.

**FRAME** - Grade 6060 extruded mill finish aluminium perimeter frame inside and out.

### **BASE**

Entire casing is supported on CC DuraGal C450LO grade channel base frames. Units up to 4,000l/s 75 x 38 channel, over 4,000l/s 100 x 50 channel and above 15,000 125 x 65 channel.

### **FANS**

---

Forward curved centrifugal galvanised steel construction mounted on solid mild steel shafts with an anti-corrosion varnish precision ground to G6 tolerance. Bearings are either deep groove ball bearing type with an eccentric locking collar or an adapter sleeve, or spherical roller bearings type sealed at both ends for different duty application. All fan wheels are statically and dynamically balanced to ISO1940 and AMCA 204/3-G6.3 standards, for all units up to 20,000l/s. Backward curved laminar or airfoil blades are available as an option. Units over 20,000l/s are standard with backward curved laminar fans.

### **COILS**

---


Selected and manufactured to A.R.I 410. Seamless copper tubes expanded into continuous rippled aluminium fins, suitable for working pressures up to 1050kpa and factory tested to 2000kpa in water.

Copper Fin coils and protective coil coatings are available as an option.


## CONDENSATE TRAY

Each cooling coil has a 0.9mm 304 grade B2 finish stainless steel tray, fabricated with an inbuilt slope to the drain connection point. Tray is insulated externally from the unit with polystyrene foam.

*Drives*



*Motors*



## MOTORS AND DRIVES

Motors are 3 phase 4 pole 50Hz T.E.F.C with IP55 protection suitable for use with variable speed drives. They have metric frames and are foot mounted on adjustable slide rails. All motors comply with minimum efficiency requirements of AS/NZS 1359.5.2000


Drives are first quality cast iron taper lock pulleys and matched sets of A or B section vee belts.

Motor and fan assembly built with 50 x 50 x 5 galvanised steel angle isolated from casing by spring mounts and flexible duct connector.

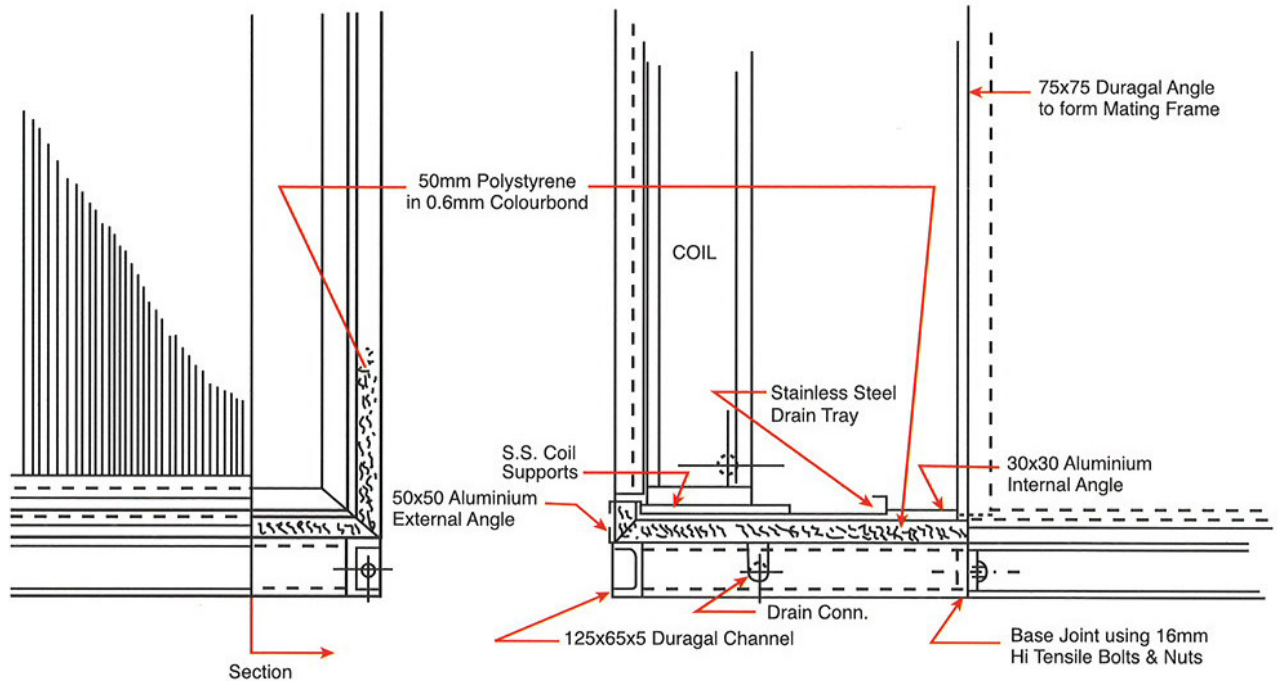
## ACCESS

All units have a minimum of one full sized hinged and double-sided latched access panel operatable from both sides. Doors seal against EDPM/soft sponge rubber self gripping seal.

*Access*




## CONSTRUCTION OF TYPICAL FCS AIR HANDLER



### ACCESSORIES

- Filter Sections/Mixing Boxes – Constructed the same as the air handler, available with or without filters.
- Multizone construction, blow through design with hot and cold deck and multizone damper. Unit materials as per the air handler.
- Dampers-Bypass, multizone and volume control dampers are 3.2mm aluminium with rubber blade seals and stainless steel side seals.
- Unit casings are available with stainless steel in lieu of colourbond steel.
- Humidifiers
- Cosatron type filters



**FAN COIL INDUSTRIES PTY LTD**

ABN 16 803 355 672

No. 16 Orierton Road Narellan PO Box 281 Narellan NSW 2567

Telephone: (02) 4647 6406 Facsimile: (02) 4647 6408 Email: [info@fancoil.com.au](mailto:info@fancoil.com.au)

[www.fancoil.com.au](http://www.fancoil.com.au)

